


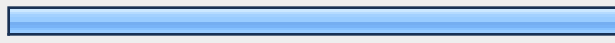










# Franklin Sherman Elementary PTA Survey




1. Are you a member of the Franklin Sherman PTA?			
		Response Percent	Response Count
Yes		85.2%	69
No		13.6%	11
Don't know		1.2%	1
<i>answered question</i>			<b>81</b>
<i>skipped question</i>			<b>1</b>

2. Please classify yourself.			
		Response Percent	Response Count
Parent		93.8%	76
FSES Staff		2.5%	2
FSES Teacher		3.7%	3
<i>answered question</i>			<b>81</b>
<i>skipped question</i>			<b>1</b>



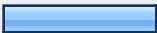

3. The PTA has many goals. Which of these do you consider most important?						
	Very important goal	Important goal	Not so important goal	Should not be a goal	Rating Average	Response Count
Build Community through a Variety of Programs and Events	<b>59.3% (48)</b>	37.0% (30)	3.7% (3)	0.0% (0)	1.44	81
Offer Goal Directed Fundraising	36.3% (29)	<b>53.8% (43)</b>	8.8% (7)	1.3% (1)	1.75	80
Partner with and Engage Staff	<b>56.8% (46)</b>	33.3% (27)	8.6% (7)	1.2% (1)	1.54	81
Make Balanced Decisions	46.8% (37)	<b>49.4% (39)</b>	0.0% (0)	3.8% (3)	1.61	79
Empower Parents to Advocate for Their Child	<b>42.5% (34)</b>	35.0% (28)	16.3% (13)	6.3% (5)	1.86	80
Facilitate Advocacy for All Students	<b>51.3% (41)</b>	38.8% (31)	6.3% (5)	3.8% (3)	1.63	80
Communicate Effectively with Community	<b>51.9% (41)</b>	39.2% (31)	7.6% (6)	1.3% (1)	1.58	79
Offer Parent Education Opportunities	24.1% (19)	<b>40.5% (32)</b>	25.3% (20)	10.1% (8)	2.22	79
Comments						9
<b>answered question</b>						<b>82</b>
<b>skipped question</b>						<b>0</b>

4. Do you feel the Franklin Sherman PTA is welcoming?			
		Response Percent	Response Count
Yes		<b>59.8%</b>	<b>49</b>
No		6.1%	5
Sort of		34.1%	28
Comments			8
<b>answered question</b>			<b>82</b>
<b>skipped question</b>			<b>0</b>

5. Do you feel the FS PTA is open to new ideas?			Response Percent	Response Count
Yes			67.1%	55
No			3.7%	3
Sometimes			29.3%	24
			Comments	6
			<b>answered question</b>	<b>82</b>
			<b>skipped question</b>	<b>0</b>

6. The PTA currently provides on-site babysitting and offers pizza and drinks for children during meetings. Are you more likely to attend a PTA meeting if childcare is available?			Response Percent	Response Count
More likely to attend			51.2%	42
Doesn't affect my decision to attend			43.9%	36
Do not attend meetings			4.9%	4
			Comments	6
			<b>answered question</b>	<b>82</b>
			<b>skipped question</b>	<b>0</b>



7. A suggestion has been made to highlight student projects or achievements at some PTA meetings (ex: students sing a song in Spanish, award students who participated in Reflections program). Would these types of activities make you more likely to attend?

		Response Percent	Response Count
More likely to attend		19.5%	16
<b>No more or less likely to attend</b>		<b>52.4%</b>	<b>43</b>
Less likely to attend		23.2%	19
Will never attend a meeting with this as an agenda item		4.9%	4
Comments			15
<i>answered question</i>			<b>82</b>
<i>skipped question</i>			<b>0</b>

8. The PTA currently holds 5 meetings a year. Some are in the evening and some during the day. Are you more likely to attend if the meetings are held during a particular time?



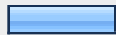

	I'm more likely to attend at this time	I am somewhat likely to attend at this time	I'm less likely to attend at this time	I will never attend at this time	Response Count
During the day	19.7% (14)	21.1% (15)	<b>33.8% (24)</b>	25.4% (18)	71
During the evening	<b>52.5% (42)</b>	37.5% (30)	8.8% (7)	1.3% (1)	80
During the weekend (please specify day and time below)	13.6% (9)	16.7% (11)	33.3% (22)	<b>36.4% (24)</b>	66
Comment (specify weekend time if appropriate)					17
<i>answered question</i>					<b>82</b>
<i>skipped question</i>					<b>0</b>




9. If you do not regularly attend PTA meetings, is there a particular reason why you don't?		Response Count
		82
	<i>answered question</i>	<b>82</b>
	<i>skipped question</i>	<b>0</b>


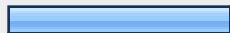

10. Is there anything the PTA can do to encourage your attendance at PTA meetings?			Response Percent	Response Count
Yes (if yes, please specify in the comments below)			28.0%	23
No			72.0%	59
		Comments		31
		<i>answered question</i>		<b>82</b>
		<i>skipped question</i>		<b>0</b>

11. Are there enough opportunities for you to volunteer your time at FS either in the classroom, at home, or through PTA activities?				
	Yes	No	Don't know	Response Count
In the classroom	<b>86.5% (64)</b>	9.5% (7)	4.1% (3)	74
Projects I can do at home	<b>57.7% (41)</b>	19.7% (14)	22.5% (16)	71
PTA activities/events	<b>86.1% (62)</b>	2.8% (2)	11.1% (8)	72
			Comments	6
			<i>answered question</i>	<b>74</b>
			<i>skipped question</i>	<b>8</b>

12. How many hours per month do you volunteer at FS, either in the classroom, at home, or through PTA activities?						
	1-5 hours per month	6-10 hours per month	11 - 15 hours per month	More than I can count!	None	Response Count
In the classroom	<b>66.7% (48)</b>	12.5% (9)	1.4% (1)	1.4% (1)	18.1% (13)	72
Projects I can do at home	33.9% (21)	9.7% (6)	1.6% (1)	3.2% (2)	<b>51.6% (32)</b>	62
PTA activities/events	<b>42.9% (27)</b>	12.7% (8)	4.8% (3)	3.2% (2)	36.5% (23)	63
Other/Comments						10
<b>answered question</b>						<b>74</b>
<b>skipped question</b>						<b>8</b>

13. If you currently volunteer less than 3 hours in any of the categories listed above, would you consider, next year, giving 3 hours of your time over the span of the entire year?			
		Response Percent	Response Count
Yes		<b>40.5%</b>	<b>30</b>
No		4.1%	3
Maybe		16.2%	12
N/A as I give more than 3 hours		39.2%	29
Comments			7
<b>answered question</b>			<b>74</b>
<b>skipped question</b>			<b>8</b>

14. Have you ever been asked to lead a PTA project or activity?			Response Percent	Response Count
Yes			50.0%	37
No			48.6%	36
Don't remember			1.4%	1
			Other (please specify)	1
			<b>answered question</b>	<b>74</b>
			<b>skipped question</b>	<b>8</b>

15. Would you be more likely to Chair an event or activity if someone were to review with you how the event had been done in the past?			Response Percent	Response Count
Yes			47.3%	35
No			33.8%	25
Maybe			18.9%	14
			Comments	6
			<b>answered question</b>	<b>74</b>
			<b>skipped question</b>	<b>8</b>

16. If you do not currently volunteer to help with PTA activities, are there any particular reasons why you don't?			Response Count
			74
			<b>answered question</b>
			<b>74</b>
			<b>skipped question</b>
			<b>8</b>

17. Do you have any suggestions for making it easier to volunteer at Franklin Sherman?		Response Count
		36
	<i>answered question</i>	<b>36</b>
	<i>skipped question</i>	<b>46</b>

18. Please rate the services of the FSE PTA.							
	Great	Good	Middle of the Road	Poor	Haven't Participated/Don't Know	Rating Average	Response Count
Coordinate Field Trips	<b>62.7%</b> <b>(42)</b>	25.4% (17)	4.5% (3)	1.5% (1)	6.0% (4)	1.63	67
Offer and coordinate After-School Activities	<b>49.3%</b> <b>(33)</b>	34.3% (23)	10.4% (7)	0.0% (0)	6.0% (4)	1.79	67
Coordinate School-Wide Family Events	<b>55.2%</b> <b>(37)</b>	35.8% (24)	7.5% (5)	0.0% (0)	1.5% (1)	1.57	67
Communicate on Matters Important to FSE	<b>40.9%</b> <b>(27)</b>	36.4% (24)	16.7% (11)	4.5% (3)	1.5% (1)	1.89	66
Coordinate Cultural Arts - Visiting Authors and Assemblies	28.8% (19)	<b>34.8%</b> <b>(23)</b>	16.7% (11)	3.0% (2)	16.7% (11)	2.44	66
Coordinate Staff Appreciation Events	<b>51.5%</b> <b>(34)</b>	36.4% (24)	7.6% (5)	1.5% (1)	3.0% (2)	1.68	66
Facilitate Community Service Efforts	<b>34.8%</b> <b>(23)</b>	<b>34.8%</b> <b>(23)</b>	15.2% (10)	6.1% (4)	9.1% (6)	2.20	66
Coordinate the Banking for Students Program	<b>59.1%</b> <b>(39)</b>	25.8% (17)	3.0% (2)	1.5% (1)	10.6% (7)	1.79	66
Prepare the FSE Directory	<b>59.1%</b> <b>(39)</b>	34.8% (23)	4.5% (3)	0.0% (0)	1.5% (1)	1.50	66
Coordinate Room Parents	<b>39.4%</b> <b>(26)</b>	<b>39.4%</b> <b>(26)</b>	10.6% (7)	3.0% (2)	7.6% (5)	2.00	66
Hold PTA Meetings	41.5% (27)	<b>46.2%</b> <b>(30)</b>	6.2% (4)	1.5% (1)	4.6% (3)	1.82	65

	Comments	8
	<b>answered question</b>	<b>67</b>
	<b>skipped question</b>	<b>15</b>

19. Many school-wide events are organized by the PTA. Please indicate your opinion of these events in which your family has participated. Fundraising events follow in another question.							
	Great	Good	Middle of the Road	Poor	Haven't Participated/Don't Know	Rating Average	Response Count
Back-to-School Ice Cream Social	31.3% (21)	<b>35.8% (24)</b>	6.0% (4)	0.0% (0)	26.9% (18)	2.55	67
Jump Rope for Heart	16.7% (11)	22.7% (15)	15.2% (10)	1.5% (1)	<b>43.9% (29)</b>	3.33	66
Thanksgiving Lunch	<b>53.0% (35)</b>	34.8% (23)	6.1% (4)	1.5% (1)	4.5% (3)	1.70	66
International Night	<b>50.0% (33)</b>	27.3% (18)	1.5% (1)	1.5% (1)	19.7% (13)	2.14	66
Spring Carnival	<b>47.0% (31)</b>	31.8% (21)	9.1% (6)	1.5% (1)	10.6% (7)	1.97	66
						Comments	7
						<b>answered question</b>	<b>67</b>
						<b>skipped question</b>	<b>15</b>

**20. The PTA Community Service Co-chairs planned a variety of activities this year. Please rate these activities.**

	<b>Great activity</b>	<b>Good activity</b>	<b>Ok activity</b>	<b>Poor activity</b>	<b>N/A</b>	<b>Rating Average</b>	<b>Response Count</b>
Carpenter Shelter lunch making	<b>44.8% (30)</b>	19.4% (13)	9.0% (6)	1.5% (1)	25.4% (17)	1.56	67
Mitten Tree	<b>51.5% (34)</b>	30.3% (20)	7.6% (5)	1.5% (1)	9.1% (6)	1.55	66
Supplies for students in need	<b>47.0% (31)</b>	37.9% (25)	4.5% (3)	0.0% (0)	10.6% (7)	1.53	66
Memorial Day mailing to soldiers	<b>45.5% (30)</b>	33.3% (22)	6.1% (4)	1.5% (1)	13.6% (9)	1.58	66
Books for America	<b>39.4% (26)</b>	30.3% (20)	7.6% (5)	0.0% (0)	22.7% (15)	1.59	66
						Comments	8
						<b><i>answered question</i></b>	<b>67</b>
						<b><i>skipped question</i></b>	<b>15</b>

**21. Many suggestions have been made regarding Social/Community Building programming for next year. Please tell us what you think of these ideas. Please offer additional ideas in the comments area.**

	Great idea	Good idea	Ok idea	Don't like this idea	Rating Average	Response Count
Moms Night or Day Out	<b>31.8% (21)</b>	19.7% (13)	<b>31.8% (21)</b>	16.7% (11)	2.33	66
Early Release Monday Movie at Theater for kids	<b>32.3% (21)</b>	30.8% (20)	21.5% (14)	15.4% (10)	2.20	65
Cooking Class at New Open Kitchen Store in Falls Church	20.0% (13)	<b>38.5% (25)</b>	27.7% (18)	13.8% (9)	2.35	65
Attend local sports event (hockey, baseball, High School games)	28.1% (18)	<b>32.8% (21)</b>	23.4% (15)	15.6% (10)	2.27	64
Movie Night at FSE	<b>53.0% (35)</b>	31.8% (21)	7.6% (5)	7.6% (5)	1.70	66
Parent vs. Student Basketball Game	18.5% (12)	<b>36.9% (24)</b>	26.2% (17)	18.5% (12)	2.45	65
Bingo/Game Night	<b>46.9% (30)</b>	34.4% (22)	17.2% (11)	1.6% (1)	1.73	64
Round Robin Dinner for Parents	12.7% (8)	<b>38.1% (24)</b>	28.6% (18)	20.6% (13)	2.57	63
Wine & Cheese for Parents	26.6% (17)	26.6% (17)	<b>28.1% (18)</b>	18.8% (12)	2.39	64
Family Dinner at Local Restaurant	15.6% (10)	<b>35.9% (23)</b>	32.8% (21)	15.6% (10)	2.48	64
Grade Specific Family Event	34.9% (22)	<b>49.2% (31)</b>	11.1% (7)	4.8% (3)	1.86	63
Days Off from School Events (ex: Sport Bounce on Columbus Day)	17.7% (11)	<b>33.9% (21)</b>	25.8% (16)	22.6% (14)	2.53	62
Father Daughter Dance	23.4% (15)	23.4% (15)	<b>26.6% (17)</b>	<b>26.6% (17)</b>	2.56	64
Shopping Night at Local Store (ex: Jean or shoe shopping)	6.6% (4)	19.7% (12)	31.1% (19)	<b>42.6% (26)</b>	3.10	61
Salon Night for Moms	4.8% (3)	19.0% (12)	31.7% (20)	<b>44.4% (28)</b>	3.16	63
Ice Skating at Local Rink for Families	23.4% (15)	<b>45.3% (29)</b>	15.6% (10)	15.6% (10)	2.23	64
Bowling Night for Families	33.8% (22)	<b>52.3% (34)</b>	9.2% (6)	4.6% (3)	1.85	65
Event for Dads	14.5% (9)	<b>33.9% (21)</b>	<b>33.9% (21)</b>	17.7% (11)	2.55	62
Trivia Night	14.3% (9)	<b>31.7% (20)</b>	<b>31.7% (20)</b>	22.2% (14)	2.62	63
Go "Green" Night	21.3% (13)	27.9% (17)	<b>34.4% (21)</b>	16.4% (10)	2.46	61

	Do you have any additional ideas to offer?	16
	<b>answered question</b>	<b>67</b>
	<b>skipped question</b>	<b>15</b>

**22. The PTA is interested in offering a series of Parent Education Seminars. Please check below your interest in the following programs.**

	<b>Interested in this topic</b>	<b>Somewhat interested in this topic</b>	<b>Not interested in this topic</b>	<b>Response Count</b>
Bringing Responsive Classroom into Your Home	<b>46.0% (29)</b>	34.9% (22)	19.0% (12)	63
Emotional Intelligence	<b>60.3% (38)</b>	23.8% (15)	15.9% (10)	63
Conflict Resolution	<b>46.8% (29)</b>	33.9% (21)	19.4% (12)	62
Technology Training	25.0% (15)	30.0% (18)	<b>45.0% (27)</b>	60
How to Talk to Your Child about Drugs and Alcohol	<b>40.3% (25)</b>	30.6% (19)	29.0% (18)	62
Multiple Intelligences	<b>37.7% (23)</b>	29.5% (18)	32.8% (20)	61
Instilling a Desire to Learn	<b>57.1% (36)</b>	30.2% (19)	12.7% (8)	63
Helping Children Achieve their Potential	<b>59.7% (37)</b>	32.3% (20)	8.1% (5)	62
Raising Resilient Children	<b>46.8% (29)</b>	33.9% (21)	19.4% (12)	62
Identity Development	32.8% (20)	<b>36.1% (22)</b>	31.1% (19)	61
Transition to Middle School for Parents of 6th graders	<b>52.5% (32)</b>	26.2% (16)	21.3% (13)	61
Helping your Child transition to Kindergarten and 1st grade	24.2% (15)	30.6% (19)	<b>45.2% (28)</b>	62
Helping your Child Deal with Friends	<b>50.0% (30)</b>	26.7% (16)	23.3% (14)	60
Bullying	<b>51.6% (32)</b>	24.2% (15)	24.2% (15)	62
Homework	<b>43.5% (27)</b>	35.5% (22)	21.0% (13)	62
Involving your Child in Decision Making	<b>39.3% (24)</b>	<b>39.3% (24)</b>	21.3% (13)	61

Balance in your Child's Life	<b>41.0% (25)</b>	29.5% (18)	29.5% (18)	61
Raising a Responsible Child	<b>62.9% (39)</b>	21.0% (13)	16.1% (10)	62
ADD/ADHD	25.0% (15)	20.0% (12)	<b>55.0% (33)</b>	60
Raising your Child's Self Esteem	<b>48.4% (30)</b>	29.0% (18)	22.6% (14)	62
			Other (please specify)	9
			<b><i>answered question</i></b>	<b>65</b>
			<b><i>skipped question</i></b>	<b>17</b>

<b>23. Would you please offer additional ideas for the Parent Education series?</b>	
	<b>Response Count</b>
	12
	<b><i>answered question</i></b>
	<b>12</b>
	<b><i>skipped question</i></b>
	<b>70</b>













24. Please rate the following PTA fundraising methods.							
	Great	Good	Neither Good nor Poor	Poor	Didn't Participate/Don't Know	Rating Average	Response Count
Direct Giving/Membership Letter sent in August	<b>60.0%</b> <b>(39)</b>	32.3% (21)	6.2% (4)	0.0% (0)	1.5% (1)	1.51	65
Grocery Gift Cards	<b>39.1%</b> <b>(25)</b>	<b>39.1%</b> <b>(25)</b>	17.2% (11)	0.0% (0)	4.7% (3)	1.92	64
Auction	<b>59.4%</b> <b>(38)</b>	26.6% (17)	3.1% (2)	3.1% (2)	7.8% (5)	1.73	64
Barnes and Noble Book Fair	37.5% (24)	<b>40.6%</b> <b>(26)</b>	9.4% (6)	1.6% (1)	10.9% (7)	2.08	64
Sally Foster Gift Wrap	25.0% (16)	<b>48.4%</b> <b>(31)</b>	15.6% (10)	7.8% (5)	3.1% (2)	2.16	64
Holiday Plant Sales	25.0% (16)	<b>32.8%</b> <b>(21)</b>	21.9% (14)	1.6% (1)	18.8% (12)	2.56	64
Franklin Sherman Spirit Wear	39.7% (25)	<b>49.2%</b> <b>(31)</b>	11.1% (7)	0.0% (0)	0.0% (0)	1.71	63
School Kitz (school supplies)	<b>54.7%</b> <b>(35)</b>	29.7% (19)	7.8% (5)	1.6% (1)	6.3% (4)	1.75	64
Box Tops & Labels for Education	41.3% (26)	<b>44.4%</b> <b>(28)</b>	9.5% (6)	3.2% (2)	1.6% (1)	1.79	63
Toner and Cell Phone Recycling	30.2% (19)	<b>39.7%</b> <b>(25)</b>	12.7% (8)	4.8% (3)	12.7% (8)	2.30	63
					Other (please specify)		6
					<b>answered question</b>		<b>65</b>
					<b>skipped question</b>		<b>17</b>

25. The PTA is considering suggestions about the following fundraising methods. Please tell us how you feel about these options.						
	Great idea	Good idea	Ok idea	Don't like this idea	Rating Average	Response Count
Bricks for new courtyard	44.4% (28)	33.3% (21)	14.3% (9)	7.9% (5)	1.86	63
Artwork/Original Works (child artwork made into magnets, mugs, etc)	29.7% (19)	32.8% (21)	28.1% (18)	9.4% (6)	2.17	64
Book written by FSE students about FSE using Panda mascot as theme	6.3% (4)	19.0% (12)	49.2% (31)	25.4% (16)	2.94	63
Fun Run	33.3% (21)	28.6% (18)	23.8% (15)	14.3% (9)	2.19	63
Bulbs to plant in garden	31.7% (20)	39.7% (25)	15.9% (10)	12.7% (8)	2.10	63
Eco-friendly products	31.1% (19)	27.9% (17)	29.5% (18)	11.5% (7)	2.21	61
Artstamps (child artwork made into postage stamps)	25.4% (16)	20.6% (13)	33.3% (21)	20.6% (13)	2.49	63
Selling Compact Florescent light bulbs	15.6% (10)	15.6% (10)	34.4% (22)	34.4% (22)	2.88	64
					Comments	6
					<b>answered question</b>	<b>65</b>
					<b>skipped question</b>	<b>17</b>

26. Do you have any other ideas for fundraising?	
	Response Count
	10
	<b>answered question</b>
	<b>10</b>
	<b>skipped question</b>
	<b>72</b>

27. Do you feel the amount of fundraising that is done is:			
		Response Percent	Response Count
Perfect amount		10.8%	7
<b>Good amount</b>		<b>60.0%</b>	<b>39</b>
Ok amount		10.8%	7
Too much of a focus on fundraising		18.5%	12
Comments			11
<i>answered question</i>			<b>65</b>
<i>skipped question</i>			<b>17</b>

28. Over the past few years, the PTA has raised over \$85,000 annually. The PTA focuses its budget priorities on the following major programs. Please check which of the following should continue to be a priority. Check all that apply.

		Response Percent	Response Count
Classroom materials		93.8%	60
Technology in classes		84.4%	54
Books, periodicals and videos in classes		73.4%	47
Cultural Arts assemblies		71.9%	46
Drama program (class plays)		54.7%	35
Field trip transportation		71.9%	46
Social events		32.8%	21
Spring Carnival		39.1%	25
Maps and globes for classes		57.8%	37
Staff development/training		68.8%	44
Landscaping		28.1%	18
New curriculum support		57.8%	37
		<i>answered question</i>	<b>64</b>
		<i>skipped question</i>	<b>18</b>

29. Do you have any suggestions for the way the PTA spends its funds each year?

		Response Count
		23
		<i>answered question</i>
		<b>23</b>
		<i>skipped question</i>
		<b>59</b>

30. FSE PTA uses many means for communicating with the community. Please rank the effectiveness of each method.

	Effective	Neither Effective nor Ineffective	Ineffective	Not Familiar with Method	Have Trouble Accessing	Rating Average	Response Count
Panda Pause Monthly Newsletter	<b>78.1% (50)</b>	15.6% (10)	6.3% (4)	0.0% (0)	0.0% (0)	1.28	64
Yahoo! Emails	<b>77.8% (49)</b>	7.9% (5)	4.8% (3)	4.8% (3)	4.8% (3)	1.51	63
Wednesday Folder Flyers	<b>88.9% (56)</b>	7.9% (5)	3.2% (2)	0.0% (0)	0.0% (0)	1.14	63
PTA Web Site (www.fsespta.org)	<b>44.4% (28)</b>	33.3% (21)	14.3% (9)	6.3% (4)	1.6% (1)	1.87	63
						Comments	7
						<b>answered question</b>	<b>64</b>
						<b>skipped question</b>	<b>11</b>

31. The PTA is looking into reducing paper usage. Please tell us how you feel about these methods of communication.					
	Great idea	Good idea	Ok idea	Don't like this idea at all	Response Count
Panda Pause Newsletter as Email	<b>63.3% (38)</b>	15.0% (9)	13.3% (8)	8.3% (5)	60
Yahoo! Group Email	<b>79.0% (49)</b>	12.9% (8)	4.8% (3)	3.2% (2)	62
Calendar "invites" that would be easily added to your personal computer calendar system	<b>53.3% (32)</b>	25.0% (15)	16.7% (10)	5.0% (3)	60
Evite	<b>57.6% (34)</b>	25.4% (15)	8.5% (5)	8.5% (5)	59
Wednesday Flyers on Website	<b>44.1% (26)</b>	11.9% (7)	23.7% (14)	20.3% (12)	59
Podcasts of Meetings	18.6% (11)	23.7% (14)	<b>28.8% (17)</b>	<b>28.8% (17)</b>	59
Parent Education "Webinars"	27.6% (16)	19.0% (11)	<b>29.3% (17)</b>	24.1% (14)	58
Video Messages	11.9% (7)	25.4% (15)	27.1% (16)	<b>35.6% (21)</b>	59
Facebook for Meeting Reminders	9.8% (6)	8.2% (5)	27.9% (17)	<b>54.1% (33)</b>	61
Automated Phone Calls for Meeting Reminders	6.8% (4)	22.0% (13)	18.6% (11)	<b>52.5% (31)</b>	59
Online sign up for volunteering as well as ordering items such as spirit wear, gift wrap, etc.	<b>73.3% (44)</b>	25.0% (15)	1.7% (1)	0.0% (0)	60
				Comments	15
				<b>answered question</b>	<b>64</b>
				<b>skipped question</b>	<b>18</b>

32. Do you have any suggestions to improve the FSE PTA in the coming school year?	
	Response Count
	58
	<b>answered question</b>
	<b>58</b>
	<b>skipped question</b>
	<b>24</b>

33. If you would like to participate in a focus group to help us develop strategies for our school, please include your name and contact information.

		Response Count
		16
	<i>answered question</i>	16
	<i>skipped question</i>	66

34. If you'd like to be more involved in the FSE PTA next school year, please provide us with your name and contact information.

		Response Count
		14
	<i>answered question</i>	14
	<i>skipped question</i>	68